





Anatomy & Physiology

Chapter 4: Skin & Body Membranes

	Monday	Tuesday	Wednesday	Thursday	Friday
September 2011					
	<p>5</p> <p>Labor Day Holiday</p> <p><i>HW: Chapter 4 vocab (due 9/10)</i></p>	<p>6</p> <p>Chapter 4: Introduction</p> <ul style="list-style-type: none"> Basic Skin Functions Label & color skin diagram – p. 51 in A & P Coloring Book 	<p>7</p> <p>Skin Structure & Function</p> <ul style="list-style-type: none"> Direct Instruction – Complete pp 51-52 in A & P Coloring Book 	<p>8</p> <p><i>At the Clinic</i> research Part I</p>	<p>9</p> <p>Ted TV <i>The Illusion of Skin Color</i></p> <p>Skin Pigmentation</p> <ul style="list-style-type: none"> Evolution connection - vitamin D & folate
	<p>12</p> <p>Skin Pigmentation</p> <ul style="list-style-type: none"> Problems with Pigmentation <p><i>HW: Read pp 102-103</i></p>	<p>13</p> <p>Touch Acuity Lab – <i>Where Do you Have the Highest Density of touch receptors?</i></p>	<p>14</p> <p><i>At the Clinic</i> research Part II</p>	<p>15</p> <p>Skin Appendages</p> <ul style="list-style-type: none"> Cutaneous glands Hair & Hair Follicles Nails 	<p>16</p> <p>Hair Lab – Day 1 <i>Can Hair Be Used to Identify Someone?</i></p>
	<p>19</p> <p>Hair Lab – Day 2 <i>Can Hair Be Used to Identify Someone?</i></p> <p><i>HW: Read pp 103-106 in text</i></p>	<p>20</p> <p>Homeostatic Imbalances of the Skin</p> <ul style="list-style-type: none"> Skin Disorders Burns 	<p>21</p> <p>Skin Cancer (ABCD rule) Learn how to evaluate moles</p>	<p>22</p> <p><i>At the Clinic</i> research Part III</p>	<p>23</p> <p>In class <i>At the Clinic</i> presentations</p>
	<p>27</p> <p>Review for Test</p>	<p>28</p> <p>Chapter 4 Test</p>			